



HEATHFIELD
INTERNATIONAL
SCHOOL

PHONICS

MISS ADAMSON

WHO AM I?

- Year 1 Teacher
- Phonics lead
- 6 years RWI phonics experience



WHAT IS PHONICS?

Phonics is a way of teaching children to read by linking sounds to letters or groups of letters. This helps children learn to read quickly and with confidence.

With phonics, children learn to:

- Recognise the sound each letter makes.
- Notice the sounds made by letter groups, like sh or ay.
- Blend the sounds together, from left to right, to read a word.

These are the main steps, but there are many other skills your child will practise in class as they learn to read.



WHY IS PHONICS IMPORTANT?

Phonics is a simple way to help children learn to read. Instead of remembering thousands of words, children learn just 44 sounds in English. They can then decode words by breaking them into sounds and blending them together.

Research shows phonics is one of the best ways to teach reading. Children start with the easiest sounds (like single letters) and then move on to harder sounds (like two letters making one sound, e.g. sh or ai).

Once children know the sounds, they can use them to read new words by segmenting (breaking apart) and blending (pushing sounds together). Phonics is an important first step in becoming a confident reader.



PHONICS AT HISB

Phonics is the UK's most used way of teaching reading. With phonics, children learn to:

- Read quickly and accurately.
- Understand what they read.
- Spell and write with confidence.
- Share their ideas clearly.
- When children can read sounds and words automatically, they can focus on building their understanding, vocabulary, and spelling.





























































RWI VOCAB

- 'special friends'
- 'fred talk'
- 'fred fingers'
- 'fred in your head'
- 'speedy readers'
- 'my turn, your turn'
- 'clap it out'
- 'alien words'



SOUNDS

m 	a 	s 	d 	t 	ay  may I play?	ee  what can you see?	igh  fly high	ow  blow the snow	oo  poo at the zoo
i 	n 	p 	g 	o 	oo  look at a book	ar  start the car	or  shut the door	air  that's not fair	ir  whirl and twirl
c 	k 	u 	b 	f 	ea  cup of tea	oi  spoil the boy		ou  shout it out	oy  toy for a boy
e 	l 	h 	sh 	r 	ā-e  make a cake	ī-e  nice smile	ō-e  phone home	ū-e  huge brute	aw  yawn at dawn
j 	v 	y 	w 	th 	are  care and share	ur  nurse with a purse	er  a better letter	ow  brown cow	ai  snail in the rain
z 	ch 	qu 	x 	ng nk	oa  goat in a boat	ew  chew the stew	ire  fire, fire!	ear  hear with your ear	ure  sure it's pure

SOUNDS

Complex Speed Sounds

Consonant sounds

f	l	m	n	r	s	v	z	sh	th	ng
ff	ll	mm	nn	rr	ss	ve	zz	ti		nk
ph	le	mb	kn	wr	se		s	ci		
					c		se			
					ce					

b	c	d	g	h	j	p	qu	t	w	x	y	ch
bb	k	dd	gg		g	pp		tt	wh			tch
	ck				ge							
	ch				dge							

Vowel sounds

a	e	i	o	u	ay	ee	igh	ow
	ea				<u>a-e</u>	y	<u>i-e</u>	<u>o-e</u>
					ai	ea	ie	oa
						e	i	o
							y	

oo	oo	ar	or	air	ir	ou	oy	ire	ear	ure
<u>u-e</u>			oor	are	ur	ow	oi			
ue			ore		er					
ew			aw							
			au							

GROUPS

- RWI (Read Write Inc.) has 13 groups.
- There is no "right" or "wrong" group - every child learns at their own speed.
- Our job is to support, guide, and help your child make progress.
- We check children's phonics every half term. After this, groups may change.

Group A
Group B
Group C
Ditty
Red
Green
Purple
Pink
Orange
Yellow
Blue
Grey
Comp

ASSESSMENT

We use the Read Write Inc. (RWI) online phonics assessment to see how your child is learning to read. In the check, your child will:

- Say sounds (like a, sh, ch).
- Read words by putting sounds together.
- Read some "tricky words" (words you cannot sound out).
- Read short sentences.
- Reading speed

The Phonics Lead teacher does this assessment. We then use the results to put your child in the best group for their reading.

Group A
Group B
Group C
Ditty
Red
Green
Purple
Pink
Orange
Yellow
Blue
Grey
Comp

WHO TEACHES MY CHILD?

- Phonics lessons are taught by both teachers and teaching assistants.
- Across Reception to Year 2, we can have up to 13 groups. Sometimes groups are joined together.
- All staff are trained by the Phonics Lead to the same high standard.
- Staff also receive refresher training several times during the year.
-



READING IN SCHOOL

Your child has multiple opportunities to read within a school week:

- read at least once with the teacher/TA.
- library
- reading interventions
- two reading based phonics lessons each week.



READING AT HOME

- Reading at home is one of the most important ways you can help your child. Just 10 minutes a day makes a big difference. It helps children practise their phonics, grow their vocabulary, and develop a love of stories. The more children read at home, the more confident and successful they become in school.

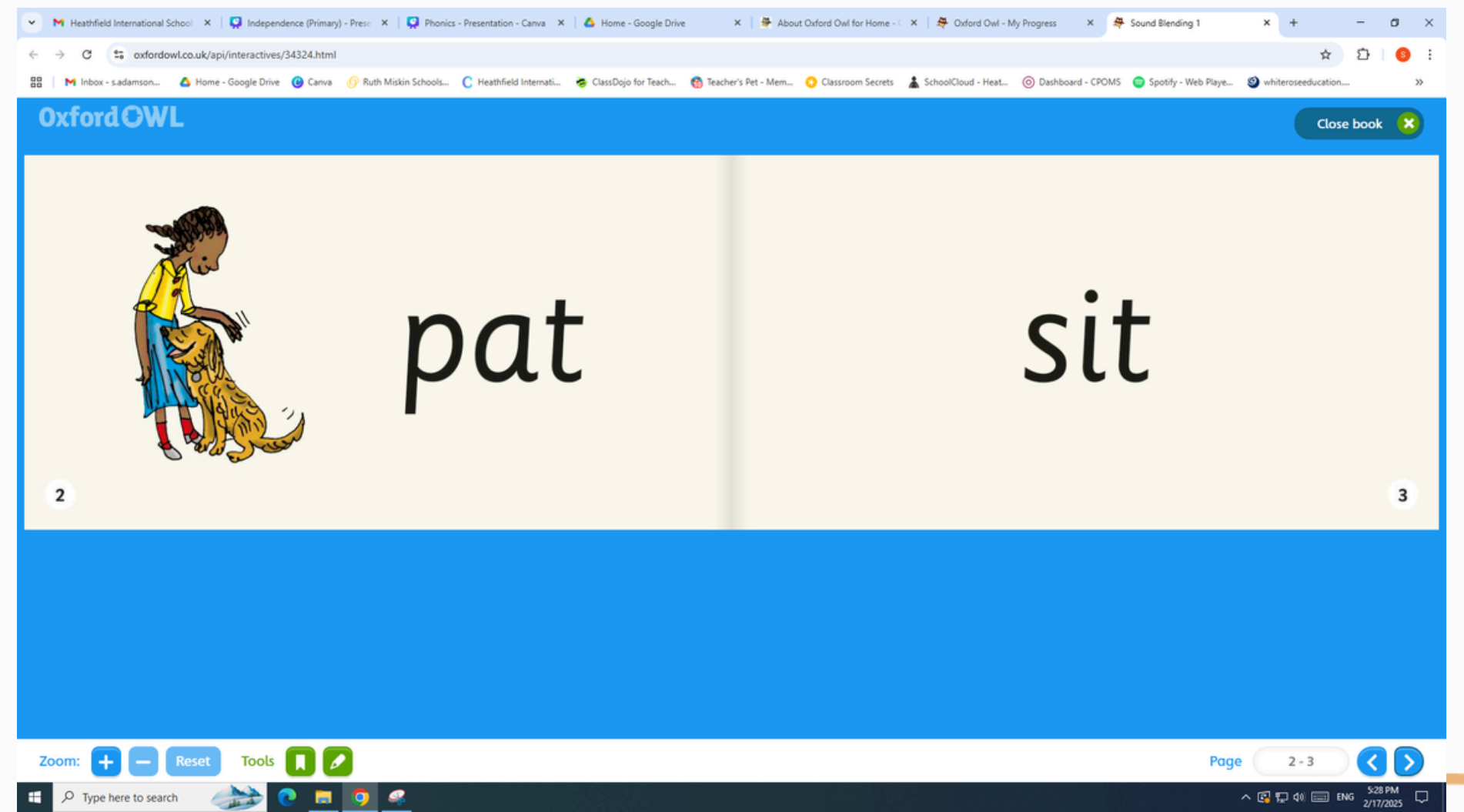
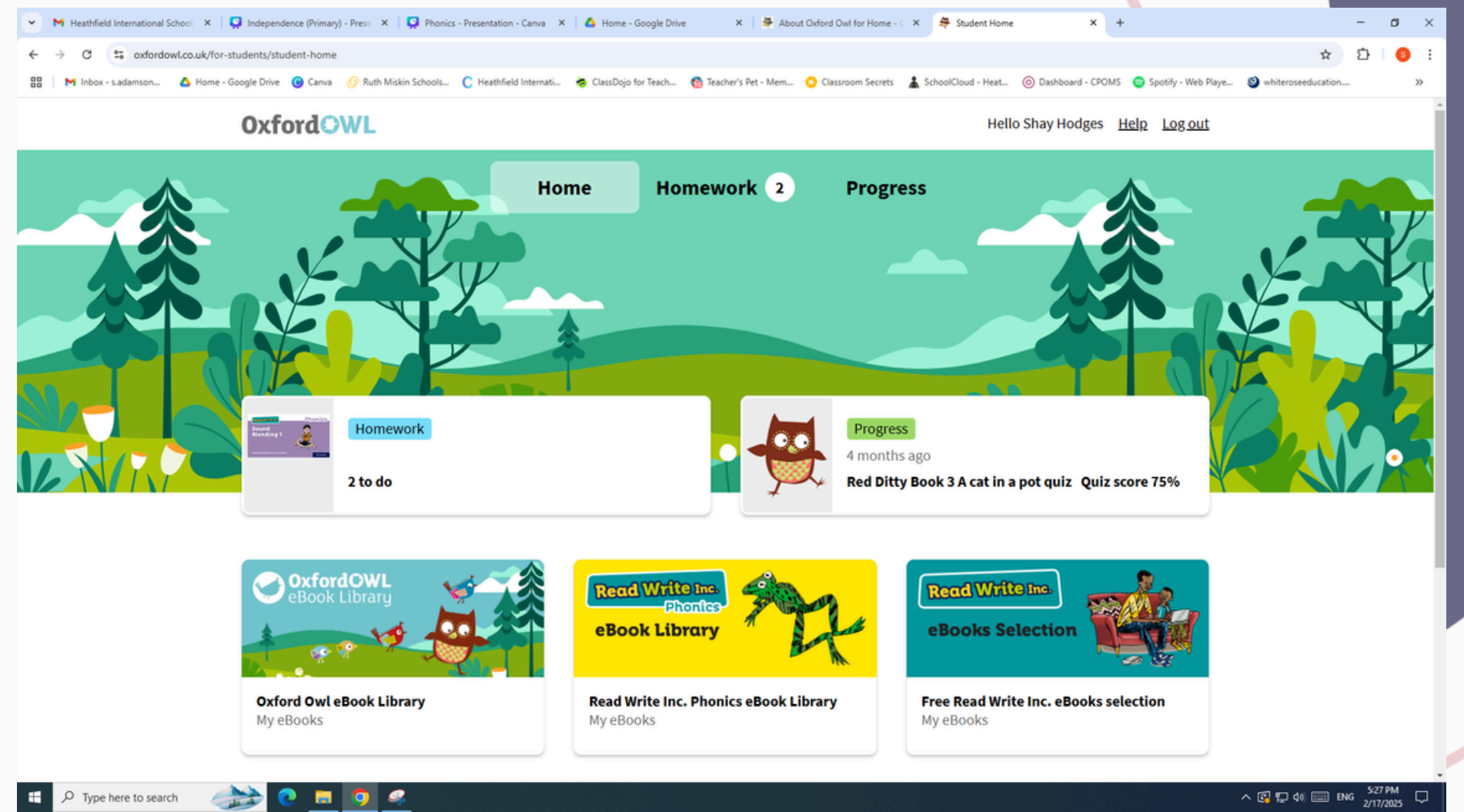


OXFORD OWL

- Oxford Owl helps children learn at home and at school.
- The books your child brings home are the same as we use in class.
- Each Friday, your child gets a new book based on their group colour.
- They have one week to read it.
- Children who complete their reading each week will receive a certificate at the end of term.



www.oxfordowl.co.uk



WHAT CAN YOU DO?

Here are a few tips to help you nurture your child's progress.

- **Take an interest:** Ask your child what they have learned and let them show you. Praise and encouragement help them feel confident.
- **Listen to them read aloud:** Try to read together for about 30 minutes each day. This helps children make faster progress.
- **Don't give the answer:** If your child is stuck, encourage them to try again and sound out the word.
- **Complete weekly Oxford Owl reading:** Make sure your child finishes their assigned book each week.
- **Be on time for phonics lessons:** Phonics starts at 7:50am every day, so arriving on time helps your child learn.



QUESTIONS

